



Foundation Stage

Cliffe Road
Rochester
Strood
ME2 3DL
Tel: 01634 338220

E-mail: office@abbeycourt.medway.sch.uk

Web: www.abbeycourt.medway.sch.uk





Contents

Our Environment and Staff

Areas of Learning

The school day & Session times

Getting Started

A Typical Day at Nursery

Communication

Attendance/My Progress

Connections with Main School and
Social Events

Individual Needs

Changing Facilities/ Medicines

A Supportive Note

Basic Information

Parents Notes/Questions



Parents Notes/Questions Page





Basic Information

Who is the Foundation Stage and Key Stage Leader?
Claire Wilson

If you have any worries or concerns at any time, or just want to tell us some important news you are welcome to telephone the school where the office staff will pass on any messages to the class teacher.

You may want to write to me via the Home School Contact Book, telephone to leave a message and I will get back to you, or send me an email via the office email.

We send information home using the Home School Contact Book. From time to time we may text you or telephone so that we can have a brief chat

Address:
Cliffe Road
Strood ME2 3DL
web: www.abbeycourt.medway.sch.uk
Tel: 01634 338220
email: office@abbeycourt.medway.sch.uk



Our Environment and Staff

Abbey Court School Foundation Stage caters for pupils with severe and complex needs and offers a variety of opportunities to explore, have fun, learn through play, interact with others and build friendships.

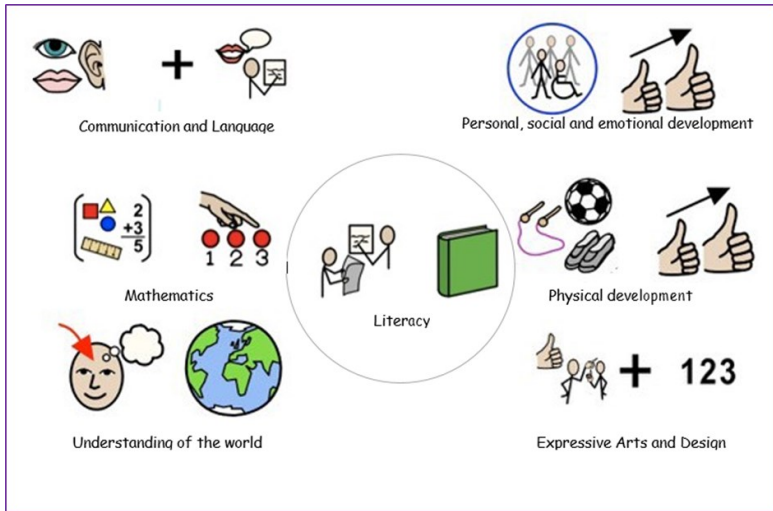
The nursery and reception classes follow the Early Years Foundation Stage (EYFS) guidelines, which aim to enhance your child's learning and social skills. You can find out more at www.gov.uk/early-years-foundation

We aim to make your child's day exciting, fun, and relevant through learning and play, while taking into account their individual needs.

Your child will have the opportunity to learn and play inside and outside in the garden area as well as class group activities and adult led learning time.



Early Years Foundation Stage— 7 Areas of Learning



For children, learning in the EYFS is all about making discoveries and exploring the world around them through child initiated play - exploring indoors and outdoors, and having structured activities throughout periods of the day. Through this, children will begin to make choices and decisions for themselves, learn through fun and interesting activities, gain confidence in their own abilities, interact with others and grow as an individual.



A Supportive Note

Starting school or nursery is a big step for you and your child. You or your child may feel worried or anxious when you are apart for the first few times. This is because it is a big change and a new challenge. On your child's first full session, the teacher, will call home to let you know how he or she is getting on. If you have any concerns or worries at any point you are welcome to call the school where the office will pass on a message to the class teacher or EYFS Leader, and get them to call you back.

We are really looking forward to welcoming your child to Abbey Court School.





Changing Facilities

All classrooms have a main toileting area en-suite for your child to use when he/ she needs to. It has 2 toilets and a changing bed should your child wear pads. A member of staff in the class will change your child when it is needed or assist them if they need to use the toilet. If a child does wear pads then parents/carers need to provide these, along with wipes.

Medicines

The school nursing team administer essential medication at school. Only prescribed medication will be given at school and parents/carers are required to complete a "Medicine in School" form. The medicine is handed to the teacher by the escort or parent/carer and it is then placed in a locked cupboard. Please do not send medicines in the pupil's bag without telling the escort. The medicine must always be in its original container with the child's name, the name and dose of the drug and instructions on how it should be given. Wherever possible, please ask your GP for medication to be prescribed in dose frequencies (for example, 10 mg to be given twice a day with food) which will enable it to be taken outside of school hours.

The learning experiences that our children are offered enable them to develop knowledge, skills and understanding within all areas of learning.

The seven areas of the Early Years Foundation Stage Curriculum are divided into prime and specific areas.

The prime areas are:

- **Personal, Social and Emotional Development (PSED)**

Includes; Self-confidence and self-awareness, Managing feelings and relationships and Making Relationships.

- **Communication and Language (CL)**

Includes; listening and attention, Understanding and Speaking.

- **Physical Development (PD)**

Includes; Moving and Handling and Health and Self Care

Progress is reviewed and observations are used to inform weekly short term planning, which is pupil specific and focuses on the next steps for pupils in each of the prime areas of learning. Individual Education Plan (IEP) and Annual Review targets support development and progression.

The specific areas are:

- ♦ **Mathematics**
- ♦ **Literacy**
- **Understanding the World**
- **Expressive Arts and Design**

Specific areas are developed through child initiated activities, IEP and annual review targets and through teacher input.



Nursery Session Times (Monday–Friday)

Children entering the nursery are entitled to 5 sessions throughout the week; these will be a mix of mornings and afternoons and will be arranged at the time of the initial home visit.

Snack time and a drink is incorporated into the following session times.

Mornings: 9:00 a.m. - 12 noon (3 hours)

Afternoons: 12:30 p.m. - 3:30 p.m. (3 hours)

There is no uniform in the Nursery. We advise that children wear old clothes as they may get a little messy.

It would be helpful, too, if your child could have a bag with some spare clothes -in case they should get wet or messy.

Any 'special' cups or cutlery needed for snack times should also be provided.

Please ensure your child's name is on items of clothing and belongings.




Individual Needs



There are lots of resources in school to help your child to learn. These can be shared with you for use at home, for instance symbols to aid communication and help in making choices. While your child is at school other people may be involved in supporting their individual needs - the school nursing team, physiotherapist, occupational therapist, speech and language therapist, Rebound Therapists and sensory impairment specialists. The teacher will liaise with any professionals who have worked with your child previously, to make sure that any information is passed on. Special equipment such as switches may be used to help access equipment/ activities - for example, CD player, switch toys and the computer. In addition to signs and symbols and BIGmack switches, Makaton sign language is widely used around the school to communicate.

If your child needs medical support or feeds throughout the day, staff will be trained to carry these out under the guidance of the nursing team. If you have an emergency medical concern about your child, the school nurses have a direct telephone line - designed for these emergencies only.



Connections with the Main School and Social Events

There are lots of places within the school that your child can go to play and explore with their friends and teacher. These include the sensory room, soft play area, and the environmental and the sensory courtyards. All these areas have been specially designed to assist with multi-sensory learning.



The school holds a variety of events which include charity events, parent workshops, coffee mornings and fun family events, such as school discos and quiz nights.

Children entering Reception

The school day is 9am—3:10pm. We encourage pupils in reception to attend full days Monday- Friday upon joining as this helps them to settle into the routines of the school day and quickly familiarise themselves with the school environment, staff and their peers. Transport provided by the local authority is available and details can be requested through family SEN officers.

The school day is timetabled to incorporate the Foundation stage areas of learning and opportunity for pupils to access wider curricular learning such as swimming, educational visits and whole class learning times such as Circle time and reflection time at the end of the school day.

'Child initiated learning time' is dedicated to pupils in the foundation stage having an opportunity to lead their own learning through carefully planned for, purposeful play. There is an equal mix of adult-led and child-initiated play to support pupils to develop interests, confidence and help them learn to explore, which then lends itself to developing problem solving skills, interactions and being creative. Play is essential for children's development and in the Foundation Stage at Abbey Court, we foster this principle into the school day.



Getting Started

You and your child will be invited for a short visit to see the Nursery and school, the types of activity they will be doing, to have a play together and get to know some of the new people they will be spending time with. The EYFS leader, Class teacher and a member of the nursing team will then arrange a home visit to introduce themselves and get to know your child's personal needs, likes and dislikes and to talk to you about Abbey Court

Transition into Abbey Court is tailored for each child.

In the Nursery; the sessions your child attends will be increased gradually as your child learns to cope with the new and exciting experience of going to Nursery.

Provided you make prior arrangements with the Nursery teacher, you are welcome to visit to be reassured that your child is happy and responding well to their new environment.

In Reception Class, we find that pupils settle well starting their routine as they mean to go on, with whole days and in school full time.



Attendance

If your child is unwell, please place a call through to the school office as early as possible on the first day of absence. You can call before school opening hours and leave a message if this is more convenient for you. Please also notify the school in advance if your child has a medical appointment during the school day.

If you are considering taking your child on holiday during term time, permission must be sought before the holiday is due to commence. Please request a form from the school office.

Progress

Throughout your child's time at Abbey Court you are always welcome to ask staff any questions or enquire about anything your child is doing or you are not sure of. There will be opportunities to meet your child's teacher on a one to one basis and these times can be arranged when they are required. There are parents' evenings and a child centered Annual Review with additional meetings on request.

Professionals from other disciplines can be invited to the Annual review if you wish.





Communication



Your child will be given their own home/school contact book. These are issued so there are opportunities for teacher and parent/career communication. The teacher will try to write in the contact book 3 times a week to tell you what your child has been doing and learning at school. The home/school contact book is also a means for you to communicate with the teacher and staff. You can ask questions and write any information that the teacher might need to know about your child - for example change of address, medical information, something that your child did that made you smile, if your child has had a restless night, etc.

The teacher will also send home photos and pieces of work so that you can see what your child has been doing and celebrate their achievements.

It is also really important that the school can contact parents/careers quickly in an emergency so they are asked to let the school office know immediately of any changes to telephone numbers or addresses.

In really bad weather, or if the school has to close for some other reason, this information can be seen on the school website.

www.abbeycourt.medway.sch.uk



A Typical Day at Nursery

The children will arrive at Nursery either with their parents/carers or by arranged transport (if needed). They will be met at the front entrance by the class teacher or the teaching assistants, who will accompany them to the Nursery.

We will start the day as a group with a short hello and singing session to greet new friends. Children will learn to put their photograph on the photoboard to show that they are present.




This will be followed by child initiated play with time to explore the toys and free flowing activities that are available. Activities will Centre around a topic/theme that will change termly—for example, under the sea.

There will be opportunities to play indoors and outdoors—not necessarily topic related—depending upon the choices that the children make.

It will then be time for snack, which will be a healthy choice—for example a selection of fruit, vegetables, dried fruit, toast, or yoghurt.

Parents will be asked to contribute £1.50 per week, voluntarily to cover the cost of a snack and drink, or will have the option to send their child to Nursery with a healthy snack. If you would like your child to enjoy free milk (provided by Cool Milk at School) then you can register to join the scheme. Application forms are available from the school office.



Following snack there will be time for your child to move around and explore a range of activities such as painting, water/sand play, construction, the computer, our comfy library, sensory room and much more.

The session will end with a short story and goodbye, before you pick your child up or transport arrives to collect them .